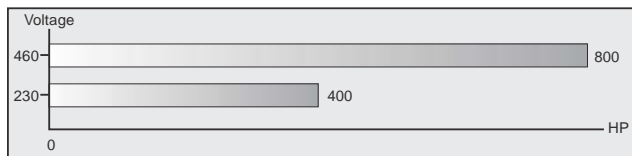


# AD10

## System Automation Drive

- **Multiple control modes:**  
V/f, Sensorless vector, field vector control, open loop and closed loop torque control
- **Backlit english language LCD display**
- **Built-in dynamic braking module up to 60HP**
- **PG feedback card standard built-in (quadrature/sinusoidal)**
- **Speed and vector auto-tuning functions**
- **Triple marked (UL, cUL, CE)**
- **Last 10 faults history**
- **Serial communication options, DeviceNet, ProfiBus, Interbus-S, MODBUS RTU, Genius**
- **-10 to 10V / 4 to 2 mA reference inputs**
- **Programmable I/O**
- **DC-Link choke connections**
- **PID control**
- **Multiple I/O option cards**
- **Software application playground area**
- **Saflink block programming software**



### Applications

- Surface winders
- Center winders
- Maxi-torque winders
- Pump control
- Indexing
- Shaftlock

### Features

- S-Ramp
- Torque proving
- Multiple ramp rates, speed setpoints, Stop modes, Torque limits
- Power dip ride through
- PID control
- Draw control
- Torque control
- Custom logic (block area)



# AD10: System Automation Drive

## The answer for your application

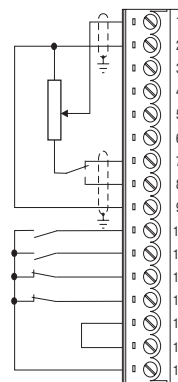
### RATINGS / DIMENSIONS

HP 230V	HP 460V	AMPS	PART NUMBER	STYLE	DIMENSIONS (in inches)		
					W	H	D
0.75	1	3.2	AD104001-1	IP20	4.1	12	7.8
1	2	4.4	AD104002-1	IP20	4.1	12	7.8
1.5	3	5.9	AD104003-1	IP20	4.1	12	7.8
2	5	7.6	AD104005-1	IP20	5.9	12	7.8
3	7.5	11	AD104007-1	IP20	5.9	12	7.8
5	10	14	AD104010-1	IP20	5.9	12	7.8
7.5	15	21	AD104015-1	IP20	8.2	12	9.5
10	20	27	AD104020-1	IP20	8.2	12	9.5
-	25	36	AD104025-1	IP20	12.1	12	10.5
15	30	50	AD104030-1	IP20	12.1	12	12.1
20	40	62	AD104040-1	IP20	12.1	12	12.1
25	50	74	AD104050-1	IP20	14.7	12	12.1
30	60	90	AD104060-1	IP20	14.7	12	12.1
40	75	112	AD104075-1	IP20	20	12	11.7
50	100	146	AD104100-1	IP20	20	12	11.7
60	125	166	AD104125-1	IP20	20	12	11.7
75	150	198	AD104150-1	IP20	20	12	11.7
100	200	256	AD104200-1	IP20	20	12	17.4

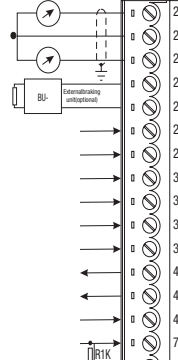
Specifications subject to change without notice.

\*Note: Units above 60HP require external braking unit.

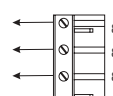
### EASY INSTALLATION



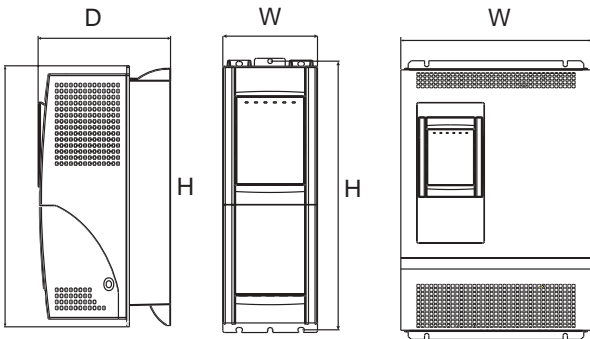
Strip X1	Function	max
1	Programmable / configurable analog differential input. Signal: terminal 1.	±10V @0.24mA  (20mA when current ref input)
2	Reference point: terminal 2. Default setting: Ramp ref 1	
3	Programmable / configurable analog differential input. Signal: terminal 3.	
4	Reference point: terminal 4. Default setting: none	±10V / 10mA
5	Programmable / configurable analog differential input. Signal: terminal 5.	
6	Reference point: terminal 6. Default setting: none (1)	-10V / 10mA
7	+10V	
8	-10V	-
9	0V	-
12	Enable Drive	+30V
13	Start	3.2mA @ 15V
14	Fast Stop	5mA @ 24V
15	External fault	6.4mA @ 30V
16	COMD I/O	-
18	0V24	-
19	+24V OUT	+22...28V 120mA @ 24V



21	Analog output 1	Program. analog output; def. setting: Motor speed. Ref. point: term. 22	±10V / 5mA
22	0V	Internal 0V and reference point for terminals 21 and 23	-
23	Analog output 2	Program. analog output; def. setting: Motor current. Ref. point: term. 22	±10V / 5mA
26	BU comm. output	VeCon controlled BU-... braking units command. Ref. point: term. 27	+28V / 15mA
27	0V24	Reference point for BU-...command, terminal 26	-
28	RESERVED		-
29	RESERVED		-
36	Digital Input 1	Programmable digital input; default setting: none	+30V 3.2mA @ 15V
37	Digital Input 2		5mA @ 24V
38	Digital Input 3		6.4mA @ 30V
39	Digital Input 4		
41	Digital Output 1	Programmable digital output; default setting: none	+30V / 40mA
42	Digital Output 2		
46	Supply D0	Supply input for digital outputs on terminals 41/42. Ref. point: term. 16	+30V / 80mA
78			
79	Motor PTC	Motor PTC sensing for overtemperature (cutoff R1k if used)	1.5mA



Strip X2	Function	max. curr.
80	OK relay contact	250VAC 1A, AC11
82		
83	Relay 2 contact	250VAC 1A, AC11
85		



An innovative drive makes installation effortless. No matter which horsepower rating you need, the AD10 offers easy installation because our integrated hardware, backlit keypad and option cards are standardized across the horsepower range.

The Saflink AD10 System Software makes AD10 installation a breeze. These revolutionary wizards guide the operator through a Question and Answer session for configuration and tune-up. The wizards use the answers to determine the appropriate next question. For example, when you answer that your application does not have an encoder, the wizard does not ask any questions about encoder parameters.

Online help pages put the answers to questions right at an operator's finger tips and are available at any time and any point during the set-up, start-up, or operation of the drive.